


Welcome to Thomas Buxton Primary School Mobile App



Quick Setup Guide

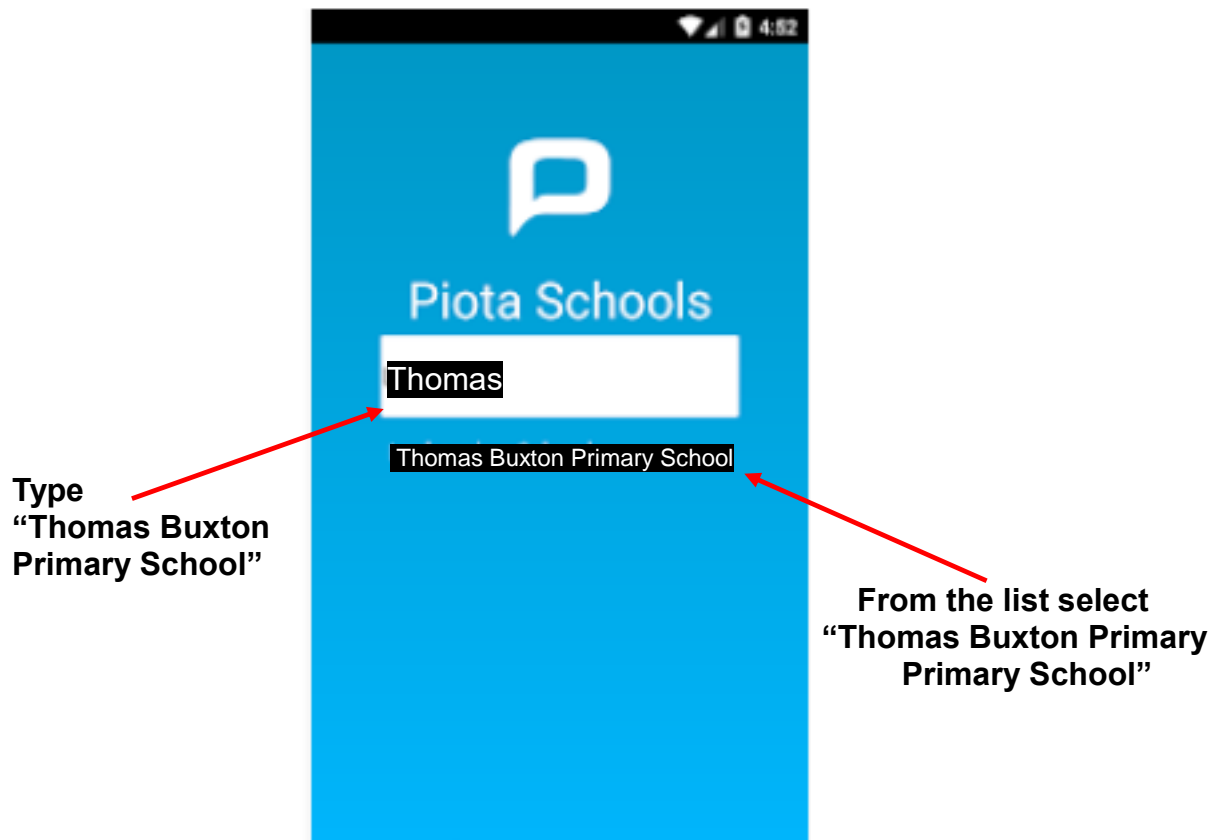
Download the app



“Piota Schools”

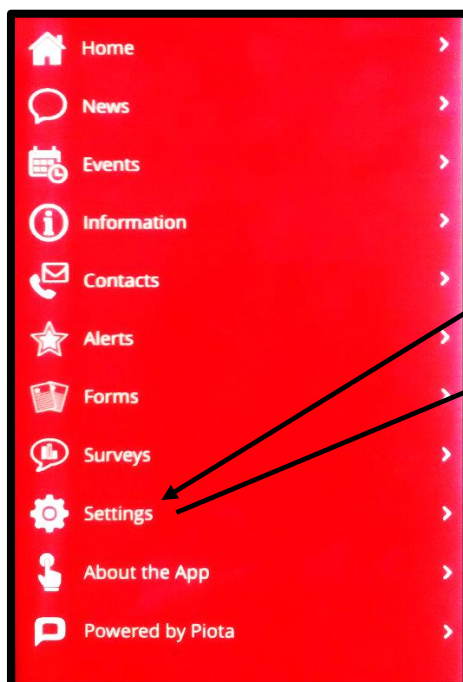

- Android Phone from Google Play.
- iPhone from App Store

1. Open the app;



Message Setup:

2. From Home page press ☰ top left corner




“Setting”

> under Notification select
“Channels” and
from the list > select “Urgent” and
“Year Groups” of your child/children.

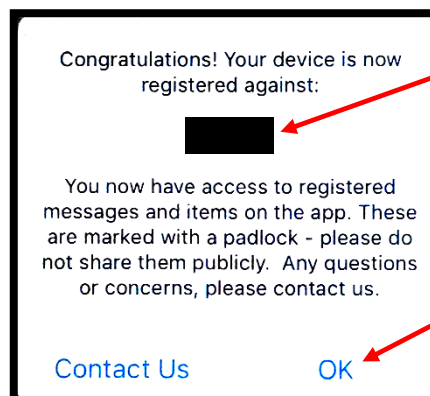
To Register your device to receive information about your child/children:

3. From home page press "Lock Sign"



And follow the instruction:

4. Press "Register" > Mobile is selected > press "Next"
5. Enter your mobile number without the "0" > press "Next"
6. You will receive a text with a 6-digit code
7. Enter the 6-digit code > "Next"



Your child's name will show here

press "OK"

Setup complete

“Thank you”

You are ready to use the App

Key Tips

1. Start by visiting the Settings page and turn on the year groups you are interested in. The app will then alert you to relevant messages in these categories.

Please leave the Urgent alerts category turned on.

This is for messages from the school to everyone about urgent matters.

2. The Alerts tile contains a record of the alert messages you have been sent by the school.
The circular counter shows how many Unread messages you have.
3. It is a good idea to close the app when not in use.
This allows content to refresh and you will not miss anything urgent.
Alert messages will pop up on your phone even when the app is off.
4. You can find a more detailed guide to navigating the app in the Information section of the app itself.